


PK 34002-SH

High Performance

PALFINGER CRANE



KTL
protected

**Paltronic
150**
controlled

RRC
Radio Remote Control
operated

ISC
Integrated Stability Control
monitored

AOS
Active Oscillation Suppression
inside

DPS
Dual Power System
activated

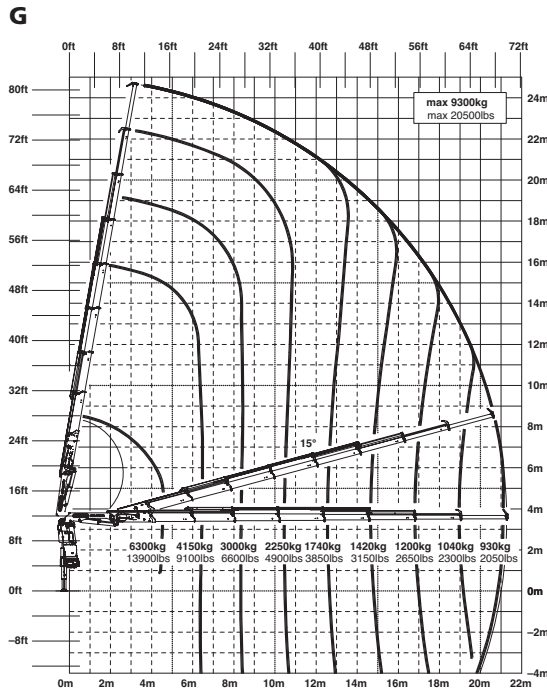
Top of its class

All of PALFINGER's accumulated truck-mounted crane technology is concentrated in the PK 34002 SH. It is a genuine ambassador for PALFINGER's technology leadership with its perfect synergy of lightweight construction, power, manoeuvrability, ease of maintenance and controllability.

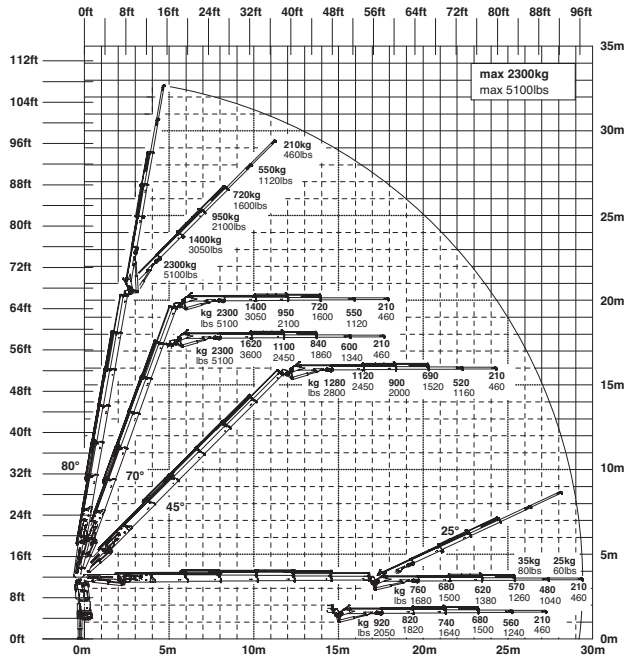
With the maintenance-free extension boom system, it is perfectly equipped for a long and trouble-free life. Fitted with fly jib and cable winch, the High Performer has really got what it takes to be a true installation specialist.

Perfect blend of power and intelligence

PK 34002 SH High Performance



E PJ060B JV2 DPS PLUS



Technical Specifications (EN 12999 HC1 HD5/B3)

Max. lifting moment	32.6 mt/320.0 kNm	236000 ft.lbs
Max. lifting capacity	10000 kg/98.1 kN	22050 lbs
Max. hydraulic outreach	21.3 m	69' 11"
Max. manual outreach	23.3 m	76' 5"
Max. outreach (with fly jib)	29.4 m	96' 5"
Slewing angle	endless	

Slewing torque		
with 1 gear	3.3 mt/32.4 kNm	23880 ft.lbs
with 2 gears	4.0 mt/39.2 kNm	28940 ft.lbs
Stabilizer spread	std. 5.6 m/18' 4"	max. 7.4 m/24' 3"
Fitting space required (std.)	1.08 m	3' 7"
Width folded	2.53 m	8' 4"
Max. operating pressure	365 bar	5293 psi
Recommended pump capacity	from 80 l/min to 100 l/min	21.1 US gal./min 26.4 US gal./mi
Dead weight (std.)	2931 kg	6460 lbs

